



Logistics handbook for suppliers of the central warehouse Wels

**Dry Goods
and Non-Foods**

Table of Contents

1	IMPORTANT NOTICE	3
2	PROCESSING IN THE CENTRAL WAREHOUSE.....	4
2.1	Goods Arrival	4
2.1.1	General	4
2.1.2	Goods Arrival Times – Dry Goods	4
2.2	Conditions for Delivery Processing.....	5
2.2.1	Loading Aids	5
2.2.2	Pallet Quality.....	6
2.2.3	Pallet Goods-Shifting	7
2.2.4	Pallet Heights	7
2.2.5	Pallet Weight	7
2.2.6	¼ Displays on Dollies	7
2.2.7	Dangerous Substances.....	7
2.2.8	Condition of the pallet.....	8
2.2.9	Condition of the packaging	9
2.2.10	Delivery note.....	9
3	LABELLING	10
3.1.1	Pallet Labelling	10
3.1.2	Product Labelling	12
3.1.3	Barcode quality	13
4	ELECTRONIC DATA INTERCHANGE WITH SPAR.....	14
5	GUIDELINES FOR CPFR-SUPPLIERS.....	14
6	CONTACT CENTRAL WAREHOUSE WELS	15
7	SAFETY AT GOODS ARRIVAL.....	15

1 Important Notice

In order to avoid any problems in advance, please contact the Logistics Department prior to the first delivery.

Contact:

SPAR Österr. Warenhandels AG, Zentrallager Wels, Terminalstraße 85, A-4600 Wels
Gerhard Kroiss, Tel.: +43 7242 25403 521, E-Mail: gerhard.kroiss@spar.at
Sonja Sommerhuber, Tel. +43 7242 25403 524, E-Mail: sonja.sommerhuber@spar.at

Additionally the registration on our B2B Portal is necessary (<http://b2b.spar.at>). There you also always find the latest version of our logistics handbook.

Central warehouse WELS ZLW

→ Delivery Area the whole of Austria

SPAR Österr. Warenhandels AG
Zentrallager Wels
Terminalstraße 85
4600 Wels
Tel.: +43 (0)7242 25403 - 0
GLN: 91 00400 00000 4

2 Processing in the central warehouse

2.1 Goods Arrival

2.1.1 General

The goods arrival can occur by truck in all SPAR Warehouses. The goods arrival by bus, car or any other small vehicle is not allowed and will lead to a rejection of the delivery.

Standard Delivery Condition for all regional Warehouses:

The truck driver is responsible for loading onto the free conveyor equipment (transfer of ownership liability is approx. 4 m behind the first lockable door at the beginning of the conveyor, furthermore the SPAR Company general terms of delivery apply).

For the unloading of the goods the truck driver by order of the suppliers or by the freight carrier will be supplied with manual pallet lifters, electrical pallet lifters and double-pallet fork lift trucks. The pallets must be placed on the conveyor by the driver.

2.1.2 Goods Arrival Times – Dry Goods

CWW		
Central Warehouse Wels	MO - FR	06:00 – 16:00

In order to guarantee a punctual unloading at the SPAR warehouses and to avoid stand by times, there is the possibility of time slot reservation with MERCAREON time slot management.

Via the MERCAREON internet portal delivering carriers have the possibility to view the available time slots for a specific delivery and to book the most adequate slot.

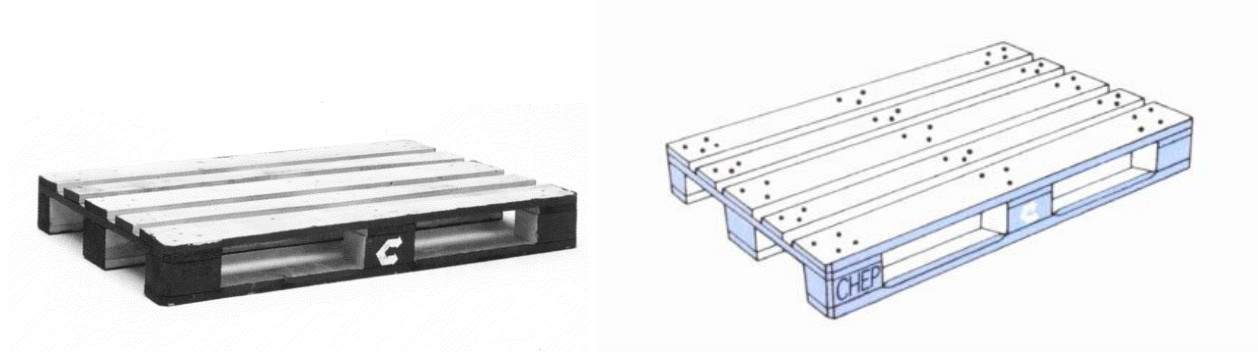
Please find more information at www.mercareon.com.

2.2 Conditions for Delivery Processing

2.2.1 Loading Aids

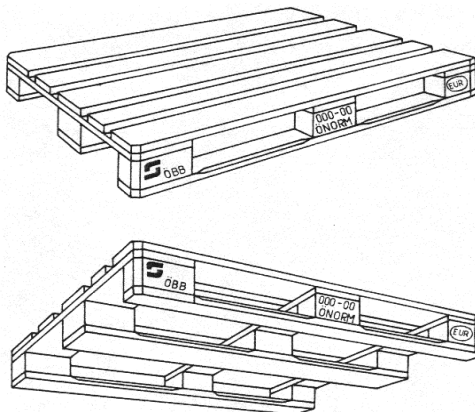
CHEP Pallet

As loading aids, SPAR prefers the use of the CHEP Europallet (B1208A), with the overall dimensions of 1200 mm x 800 mm. In this rental system, there is no pallet exchange. The empty pallets are collected directly from the regional warehouses by employees of the CHEP company for redistribution.



Europool Pallet

As a further loading aid SPAR accepts the Europool Pallet (DIN EN 13698-1). They are processed as described below (pallet and poolcase processing).



Pallet and Poolcase Processing

Generally the pallets and poolcases are processed by exchange. This means that the supplier receives the same amount of exchanged pallets/poolcases as those delivered. (one way, overseas and Düsseldorfer pallets will not be exchanged or refunded)

Exceptions to the Rule:

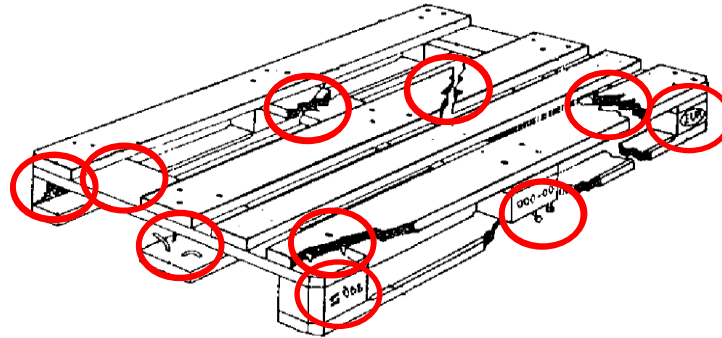
Should there, in exceptional cases, not be enough empty pallets/poolcases for an exchange with the supplier, SPAR will retain the pallets/poolcases as a gratuitous loan from the supplier. The truck driver will receive a confirmation with which the reclaim can be asserted. Reclaiming pallets/poolcases is possible at any time during the following three months as soon as the (Original) confirmation is produced. This rule is only applicable at the relevant Regional Warehouse – this means that a confirmation from Wörgl cannot be redeemed at St Pölten etc. For reasons of accounting and stock keeping confirmations older than three months can not be redeemed. The possibility to reclaim will expire after three months.

Should the exchange not be possible on the part of SPAR, the confirmation will be extended for further three months.

2.2.2 Pallet Quality

SPAR will not accept or exchange pallets on which:

1. a board is missing, or broken either diagonally or straight across
2. a base or decking is so damaged or splintered that a nail or a screw is projecting
3. a block is missing or broken or so splintered that screws or nails are visible.
4. there is not at least one identification symbol (EUR and pool-keeper logo) on each long side that is legible.
5. the general condition is so bad that the load - bearing capacity is not guaranteed or where the loaded goods could be damaged or soiled.



BEWARE:

The central warehouse is a fully automated warehouse, therefore the optimal quality of pallets is essential for having an efficient flow of goods through the warehouse. Placing a damaged pallet onto a conveyor is not possible, so the articles have to be restacked on a good quality pallet.

Deliveries on poor quality pallets will be rejected by goods receiving, in order to accelerate the goods receiving process.

If the pallets don't meet the SPAR criteria, the supplier will be charged the additional work (EUR 20.- per pallet).

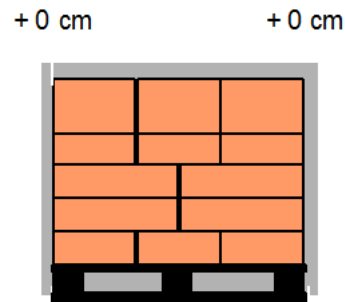
That is also valid for CHEP Pallets, which are distributed over cheaper rental models like the pickup from wholesalers. Such models can lead to a poorer CHEP pallet quality, because of not every pallet being checked and repaired at the CHEP service center. Due to cost and environment reasons this is of course reasonable, but it must not lead to a bad pallet quality. Therefore every supplier has to check the pallet quality prior to sending, otherwise additional expenses occur in the goods arrival. In case of an accumulation of damaged CHEP pallets we will charge it.

The number of defective pallets and the signature of the goods receiving personnel on the bill of delivery serve as a proof. SPAR has no burden of proof by photographs.

**The delivery must take place on the day arranged with SPAR.
Deliveries which arrive on the wrong day can be rejected by goods receiving.**

2.2.3 Pallet Goods-Shifting

There must not be a pallet goods-shifting, because otherwise the pallet cannot be placed onto the conveyor.



2.2.4 Pallet Heights

All warehouses are equipped according to EUL pallet heights.

The pallet heights are

ECR-Name	EUL-Overall heights incl. Pallet	
EUL 2	2250 mm	2100 mm product + 150 mm pallet
EUL 1·4	1620 mm	1470 mm product + 150 mm pallet
EUL 1	1200 mm	1050 mm product + 150 mm pallet
EUL ½	675 mm	525 mm product + 150 mm pallet
EUL ⅓	500 mm	350 mm product + 150 mm pallet

2.2.5 Pallet Weight

The total weight of a pallet may not exceed **950 kg**.

2.2.6 ¼ Displays on Dollies

A handling of displays and dollies in the central warehouse is not possible. These types of articles are only handled in the regional warehouses. Displays which exceed the weight of 25 kg have to be delivered - without exceptions - on dollies.

2.2.7 Dangerous Substances

The regulations of the ADR governing **limited amounts** ("Consumer packaging") must be followed

A summary of the most important points as an extract from the aforementioned regulations:

Dangerous goods counted as limited amounts if they are packaged and labelled according to the ADR:

- Packaging must be **composite packaging** i.e. numerous internal packages within an external package:
 - numerous inner packaging within an outer packaging: for instance, in a box or
 - numerous internal packaging in trays, combined into a packing unit with stretch (cling) or shrink film (Caution: only with use of inner packaging made out of metal or plastic – not for inner packaging made out of a different material like glass, may a stretch or shrink film be used instead of an outer packaging.)
- The **amount limits** (dependent upon the dangerous goods transport classification system) may not be exceeded:
 - for the highest allowable material amount per internal packing unit
 - in part, also the highest allowed material amount per transport item
 - in part additionally, for the highest allowed total mass of the transport item (i.e. the total mass of trays may generally not exceed 20 kg in total.)
- The transport items (packets or trays) must be clearly and permanently marked:
 - with the ID number of the contained goods prefixed with the letters "UN":
 - with various goods with different ID numbers in the same transport item: with the ID numbers of the contained goods prefixed with the letters "UN" or with the letters "LQ".

This **ID marking** must be framed by a black line, creating a square balanced on it's point with a side length of at least 100 mm; if the size of the transport item requires, this label may have smaller dimensions as long as it remains clearly visible.

This labelling must be visible at all times. Therefore, each labelling of transport items must also be affixed to out packaging (i.e. wrap or shrink film for securing stacked items on a pallet) if this makes the direct labelling of the transport items no longer visible.

2.2.8 Condition of the pallet

Every change of the pallet in terms of how the goods are placed on the pallet or the number of goods per layer or per pallet has to be reported in advance.

⇒ Gerhard.kroiss@spar.at

- The goods have to be placed on the pallet without overhang, but using the full space of the pallet.
- The layers have to be stacked in a way to avoid any building of a tower.
- The amount of one article per layer has to be the same.
- All goods within one pallet need to have the same best before date and the same batch number.
- If the same article is part of different orders, it has to be delivered on different pallets.
- The pallets must not be stacked so high, that the bottom layers are damaged.
- If at least the amount of one layer is ordered for one article, it has to be placed on a separate pallet. It is allowed to have sandwich pallets.
- Slipsheets are not welcome and must only be used, if there is no other possible change to stabilize the pallet.
- Plastic foil and paper in between the layers must not be used.
- Only transparent plastic foil must be used, an edge protection is not allowed.

If the condition of the pallet does not meet our requirements, the supplier will be charged the additional work.

2.2.9 Condition of the packaging

Every change of the packaging has to be reported in advance.

⇒ Gerhard.kroiss@spar.at

- The wholesale packaging unit has to be closed and compact. The handling in every situation has to be possible, without the danger of goods falling out.
- All Goods in shrinking foil must have the smallest possible window on the side to avoid goods falling out.
- If Shelf Ready Packaging is applied, the unit must be at least as stable and the view window as small to avoid goods falling out.
- If a lid is used, the connection to the carton must be as strong, that the whole weight of the carton is carried. The lid must not get apart from the carton.
- The size of the wholesale packaging unit should be adjusted to the size of the retail packaging unit.

If the packaging is not in compliance to the above mentioned items, it has to be authorized.

⇒ Gerhard.kroiss@spar.at

If the condition of the packaging does not meet our requirements, the supplier will be charged the additional work.

2.2.10 Delivery note

For a proper goods arrival in the central warehouse a correct delivery paper is needed, on which the SPAR order number, the exact article description and the amount has to be quoted. For each SPAR order number a delivery note has to be handed over to the bureau of the goods arrival.

If the delivery note is not meeting our requirements, missing or placed on the goods, SPAR reserves the right to charge the supplier EUR 25,-.

3 Labelling

Please send us a sample label (Pallet and WPU) for testing prior to the first delivery.
If you generate a GS1 barcode for the first time, please contact the GS1 organisation of your country,

Approval:

SPAR Österr. Warenhandels AG
Zentrallager Wels
Terminalstraße 85, 4600 Wels

Melanie Kiefer, Tel. +43 7242 25403 528
E-Mail: melanie.kiefer@spar.at

Sonja Sommerhuber, Tel. +43 7242 25403 524
E-Mail: sonja.sommerhuber@spar.at

Gerhard Kroiss, Tel. +43 7242 25403 521
E-Mail: gerhard.kroiss@spar.at

Please visit <http://www.gs1.at> for further information.

Contact GS1 Austria

GS1-Austria
Brahmsplatz 3, 1040 Wien

Gerald Gruber, Tel: +43 1 505 8601 43
E-Mail: gruber@gs1.at

3.1.1 Pallet Labelling

SPAR requires the labelling of all pallets with the GS1-128+SSCC pallet label.

If the GS1-128 and the SSCC are missing or are encoded falsely, SPAR will charge the supplier EUR 5 per pallet.

Data Content:

- | | |
|--|----------|
| • SSCC - Number of the pallet | AI (00) |
| • the GTIN-Number of the secondary packaging (Wholesale P U) | AI (02)* |
| • the best before date – if available | AI (15) |
| • the batch number – if available | AI (10) |
| • amount of secondary packaging (WPU) on the pallet | AI (37) |

*The GS1-128+SSCC label must comprise the WPU GTIN which was agreed on with SPAR. Displaying other GTINs, for example the GTIN Number of the over packaging is not permitted.

Module width / Barcode height:

Width: 0,495 – 1,016 mm
Height: 32 mm

Sticker/Label format (Recommendation):

DIN A5 210 x 148 mm (H x W)

Logistics handbook for suppliers of the central warehouse Wels

Page

DIN A6

148 x 105 mm (H x W)

Sample Supplier Ltd. Co., Sampletown, AA1 1AA, UK	
SSCC 390123450000000012	
GTIN 9012345678906	Amount 50
Sell by Date / Expiry Date 01.05.2006	Batch/ Lot : 1234
Sample Product 6x125g	
 (02) 09012345678906 (15) 060501 (37) 50	
 (00) 390123450000000012 (10) 1234	

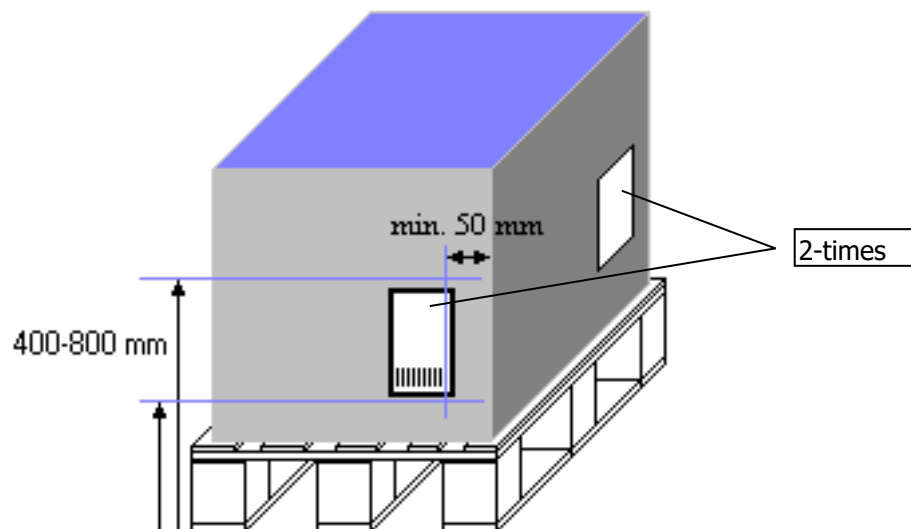
(02)	Application Identifier (AI) for the GTIN of the trading units on the pallets
09012345678906	GTIN of the trading unit (number of secondary packaging, GVE), always together with AI(37). Setup of the GTIN: "0" = indicator for equal weight goods 0-9; 901234567890 GS1 basic number + article reference; "6" = Check number
(15)	Application identifier (AI) for the best before date
060501	Best before date (YYMMDD)
(37)	Application identifier (AI) for the amount of trading units on the pallet
50	Amount of trading units on the pallet
(00)	Application identifier (AI) for the SSCC
390123450000000012	SSCC. Setup of the SSCC: "3" = extension number 0-9; "9012345000000001" = GS1 basic number with serial reference number; "2" = Check number
(10)	Application Identifier (AI) for the batch number
1234	Batch number

Placement of the pallet labels

According to the ECR handbook, the GS1 transport-label must be applied 400 - 800mm from the floor and at least 50 mm from the side. On transport secured pallets the sticker must be attached to the plastic film. One label must be applied on the narrow side and one on the long side to the right hand side of it.

For better processing in our warehouses, we would like to ask you to **attach the pallet label as far right as possible**. This allows us an optimal handling at every move of the pallet.

On low pallets it is allowed to bend the text field over the edge onto the top. The barcode part must be scan able without any further manipulation (ECR documentation „Harmonisierung GS1-128 – GS1 Transportetikett“).



Pallets that are stacked on top of one another for transport must be labelled individually with an SSCC-label.

3.1.2 Product Labelling

WPU (Wholesale -Packing-Unit)

Basically, secondary packaging should be labelled with clear text as well as with a barcode (EAN-13, ITF-14, UPC-A, GS1-128 mit GTIN).

The content must be clearly and visibly stated. This facilitates the allocation of the goods to the bill of delivery. The product number, name and the number of single trade PKUs must be displayed. The labelling must be done according to GS1 standards, on two sides of the packaging.

Should the labelling with EAN-13, ITF-14 or GS1-128 be missing or be encoded falsely, SPAR will charge the supplier a surcharge of EUR 0.37 per unit.

RPU (Retail Packing Unit)

Labelling with a barcode (EAN-8, EAN-13, UPC-A).

3.1.3 Barcode quality

In order to guarantee fast and efficient scans at the checkout counters and in the SPAR-wholesale warehouses, all barcodes have to meet the following quality standards:

The attached barcode symbol has to exhibit **at least** the following overall symbol class according to **ISO/IEC 15416**:

EAN-13/UPC-A:	1,5/06/670
EAN-8:	1,5/06/670
GS1-128 (EAN-128):	1,5/10/670
ITF-14:	1,5/10/670

whereby 1,5 is the overall symbol classification,
06,10 is the reference number of the bezel and
670 is the light wave length in nanometres.

The structure of the symbol has to comply with the respective specifications of the barcode symbology:

EAN-13/EAN-8/UPC-A: according to GS1 specifications respectively ISO/IEC 15420
GS1-128 (EAN-128): according to GS1 specifications respectively ISO/IEC 15417
ITF-14: according to GS1 specifications respectively ISO/IEC 16390

In order to guarantee an optimal readability of all barcodes, SPAR recommends an overall symbol classification of **2,5**.

Whether the barcode symbol complies with the quality requirements can be verified by GS1 Austria (www.gs1.at).

4 Electronic Data Interchange with SPAR

SPAR provides the possibility of interchanging data electronically. The supported messages are orders, Despatch Advice (for warehouses and direct deliveries) and Invoic.

In our Warehouses we set a high value into the DesAdv. This electronic message enables precise planning and processing at the goods receiving and thus accelerates the process. This results in shorter waiting times.

Therefore we expect our partners to transmit electronic bills of deliveries which accord to todays standards.

BEWARE! In order to use DesAdvs, the correct use of the GS1-128 label on the pallets is absolutely necessary.

Information on the composition of Despatch Advices can be found on our B2B Portal (<http://b2b.spar.at>). In the Warehouses we require the hierarchical DesAdv incl. SSCC.

5 Guidelines for CPFR-Suppliers

Please find all necessary information in the SPAR b2b (<http://b2b.spar.at>).

6 Contact central warehouse Wels

Supply chain management

SPAR Österr. Warenhandels AG, Wels, Terminalstr. 85, 4600 Wels
Gerhard Kroiss, Tel. +43 7242 25403 521, E-Mail: gerhard.kroiss@spar.at
Sonja Sommerhuber, Tel. +43 7242 25403 524, E-Mail: sonja.sommerhuber@spar.at

Goods arrival

SPAR Österr. Warenhandels AG, Wels, Terminalstr. 85, 4600 Wels
Christian Fischer, Tel. +43 7242 25403 DW 522 E-Mail: christian.fischer@spar.at
Josef Wolf, Tel. +43 7242 25403 523, E-Mail: josef.wolf@spar.at

7 Safety at goods arrival

Warehouse Premises

- Driving with an **open auto hoist** on SPAR warehouse premises is forbidden.
- The StVO is applicable on warehouse premises, with a maximum speed of 10 km/h and keeping to the right. Please beware of human traffic.
- The parking of vehicles is only permitted in the designated areas and only until unloading.
- The whole warehouse premises is secured with cameras.

Goods receiving

- Follow the instructions of the goods receiving personnel.
- Access is only granted to the goods receiving area. All other areas of the warehouse may only be accessed when permitted.
- Before unloading the supplier has to register with the responsible goods receiving and show bill of lading and bill of delivery.
- The automatic lifting ramps are to be operated accordingly. Should the truck driver have no experience with these he must announce this to the SPAR personnel who will brief him.
- The unloading has to be carried out by the supplier.
- The unloading is only permitted with **safety shoes**.
- Should the pallet quality not comply with the standards of SPAR, the pallet will not be exchanged.

General

- The handling of SPAR owned electronic devices takes place **at the users' risk**. The supplier is liable for all damage occurred. Accidents and damage are to be announced to the goods receiving supervisor immediately and a report of the accident has to be written.
- All waste has to be removed accordingly.
- **Smoking** in the hall and the **drinking of alcoholic beverages** everywhere on the warehouse premises are strictly forbidden.
- Beware of frequent traffic with electronic devices at goods receiving.
- In case of a fire alarm, obey the instructions of SPAR personnel.
- Emergency exits have to be free at every time.